

# NBO GCC Fund Fact Sheet

NAV – RO 0.930 | NAV (Adj.\*) – RO 1.050

30<sup>th</sup> June 2022

## Manager Comments

The meltdown in the regional markets continued for the second consecutive month on negative global cues. MSCI world index lost 8.8% on concerns of possible recession in US amid inflation and aggressive quantitative tightening. All GCC markets ended the month of June in red except for MSX which ended with modest gains. All 3 US indices ended 1H on a very weak note as Fed seemed determined to tame inflation, and hiked rates by 75bps in June and setting stage for a repeat in July. Oil prices remained volatile and ended the month, with a 6.5% decline.

S&P GCC Composite Index declined 9.7%, impacted largely from weakness in Saudi Arabia and Abu Dhabi equity indices which fell 10.8% and 6.8% respectively over the month. Qatar and Dubai indices declined by 5.6% and 3.7% respectively over the same period. Kuwait all share index lost 5.3% in the month of June. Bahrain lost 4.2%, while on the other end, MSX stood positive, with 0.2% gains.

The NBO GCC Fund lost 9.14% compared to a 9.73% loss in the S&P benchmark. The fund outperformed the benchmark by 0.59% in June. On a YTD basis, the fund is up 0.17%, ahead of the benchmark by 0.25%.

## Top Holdings

NAME	COUNTRY	PORTFOLIO WEIGHT
Al Rajhi Bank	KSA	8.6%
Saudi National Bank	KSA	6.3%
Industries Qatar	QAT	4.4%
Commercial bank of Qatar	QAT	3.7%
Alinma Bank	KSA	3.5%

## Fund Characteristics

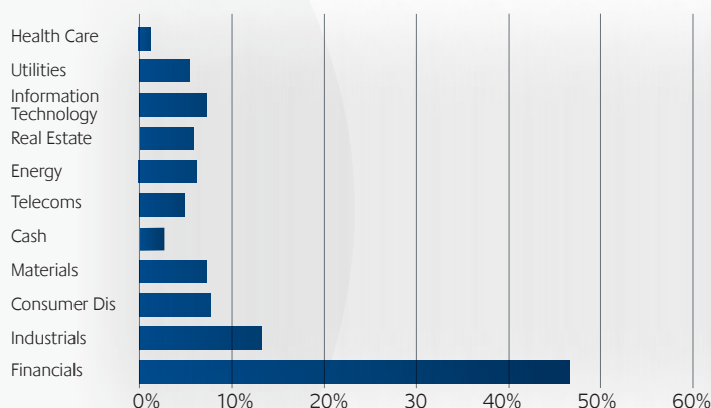
RATIOS	FUND	S&P GCC
Price to Earnings Ratio	14.85	17.14
Price to Book Ratio	2.16	2.14
Dividend Yield (%)	2.93	2.80

## Key Features

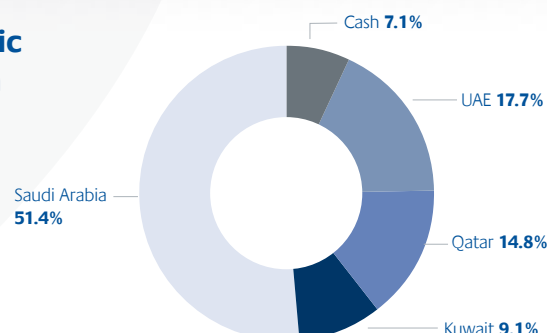
Domiciled in	Sultanate of Oman
Denomination	Rial Omani
Fund Structure	Open-Ended (Weekly NAV)
Objective	Dividend income and Capital Growth
Regulated by	Capital Market Authority, Oman
Managed by	National Bank of Oman SAOG
Administrated by	National Bank of Oman SAOG
Audited by	Moore Stephens LLC (Oman)
Legal Advisor	Rajab Al Kathiri & Associates
Management Fee	1.10% p.a.
Performance Fee	10% of return above hurdle rate of 10% p.a.
Dividend for 2014	4%
Dividend for 2015	2%
Dividend for 2018	3%
Dividend for 2019	3%
Fund Size	OMR 11,016,155

\*Please refer to the Prospectus for detailed terms & Fund features.

## Sector Allocation



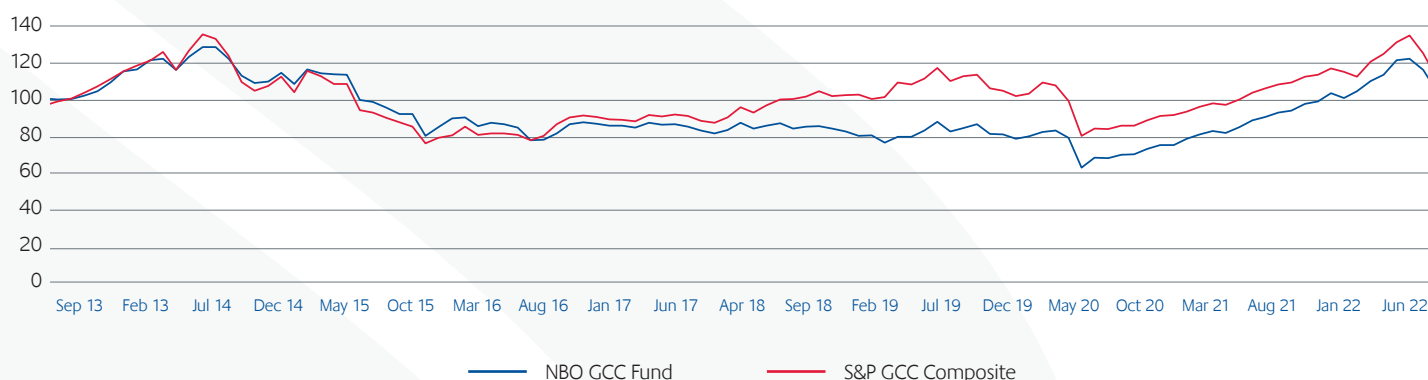
## Geographic Allocation



## Historical Performance (Adj. for Dividends)

	JAN	FEB	MAR	APR	MAY	JUN	JUL	AUG	SEP	OCT	NOV	DEC	YTD	SINCE INCEPTION
<b>2013</b>	Inception (NAV Starting 14 <sup>th</sup> Aug 2013)							-0.08%	-0.26%	0.24%	1.71%	2.20%	3.84%	3.84%
<b>2014</b>	4.20%	5.30%	0.91%	4.12%	0.51%	-4.7%	5.90%	4.04%	-0.05%	-4.67%	-7.15%	-3.37%	4.01%	8.00%
<b>2015</b>	0.56%	4.09%	-4.94%	6.88%	-1.72%	-0.35%	-0.21%	-11.54%	-1.09%	-2.90%	-3.52%	0.08%	-14.75%	-7.93%
<b>2016</b>	-11.96%	5.379%	5.28%	0.61%	-5.17%	2.18%	-1.00%	-2.00%	-7.32%	0.01%	4.31%	5.57%	-5.70%	-13.17%
<b>2017</b>	1.17%	-0.77%	-1.29%	0.00%	-0.98%	2.74%	-0.97%	0.36%	-1.43%	-2.50%	-1.59%	1.97%	-3.37%	-16.10%
<b>2018</b>	4.49%	-3.47%	1.80%	1.45%	-3.21%	1.28%	0.19%	-1.34%	-1.84%	-2.51%	0.23%	-1.50%	-4.66%	-20.01%
<b>2019</b>	3.85%	-0.03%	4.10%	5.45%	-5.80%	2.21%	2.19%	-5.62%	-0.19%	-2.80%	1.47%	2.89%	7.19%	-14.25%
<b>2020</b>	0.69%	-4.30%	-19.10%	7.76%	-0.16%	2.56%	0.23%	3.90%	2.38%	0.19%	4.32%	2.70%	-1.56%	-15.38%
<b>2021</b>	2.04%	-1.21%	3.73%	3.99%	1.88%	2.45%	1.08%	3.69%	1.43%	4.20%	-2.50%	3.59%	26.70%	7.43%
<b>2022</b>	5.07%	2.85%	6.73%	0.63%	-4.79%	-9.14%							0.17%	7.13%

## Performance Since Inception



## Analytics - Since Inception

	NBO GCC Fund	S&P GCC Index
Volatility (Ann.)	12.4%	13.3%
Ann. Return	0.78%	1.87%

## Return Comparison

	NBO GCC Fund	S&P GCC Composite
1 Month	-9.14%	-9.73%
3 Months	-13.11%	-13.68%
1 Year	10.77%	7.34%
YTD	0.17%	-0.08%
Since Inception	7.13%	17.89%

A FUND ADMINISTERED AND MANAGED BY



To subscribe, email us at [GCCFund@nbo.om](mailto:GCCFund@nbo.om)

The Fund's registered address is:  
P.O.Box 751, Ruwi, P.C.112, Sultanate of Oman

**Disclaimer:** This document is not an invitation to make an investment in National Bank of Oman GCC Fund. The information and any disclosures provided herein are in summary form and have been prepared for indicative purpose only and are subject to change and is for circulation within Sultanate of Oman. Any use, distribution, modification, copying, forwarding or disclosure by any person is strictly prohibited. The information and any disclosures provided herein do not constitute a solicitation or offer to purchase or sell any security or other financial product or instrument. Mutual funds and securities investments are subject to market risks and there is no assurance or guarantee that the Fund's returns will be achieved.

Please refer to the links <https://www.nbo.om/en/Pages/Corporate-Banking/GCC-Fund/Fund-Prospectus.aspx> and <https://www.nbo.om/en/Pages/Corporate-Banking/GCC-Fund/Forms-For-Download.aspx> for information on subscription and redemption procedures.