

NBO GCC Fund Fact Sheet

NAV – RO 0.830 | NAV (Adj.*) – RO 0.950

30th June 2021

Manager Comments

Global equity markets continued to edge higher during the month of June. As Fed officials continue to re-assure markets that inflationary pressures are only transitory, investors continued to bid on equities, pushing index levels higher. As inflation concerns retreated, the 10 years treasury yield dropped to 1.47% from the previous level of 1.60%

The barrel of Brent experienced a strong month, gaining 8.22% to settle at USD 74.62 just shy of the USD 75 handle. Inventory draws, increasing consumption and apprehension of supply disruptions during hurricane season contributed to Oil’s strong run.

The S&P GCC Large and Mid-Cap index closed the month 3.04% higher, outperforming the MSCI World’s 1.40% return and the MSCI Emerging Market’s 0.11% return. Oman and Bahrain were the best performing regional markets with returns of 7.78% and 6.36% respectively. UAE and Qatar were the bottom two performers in the GCC with returns of 0.98% and 0.83% respectively. The NBO GCC Fund returned 2.45% for the month.

Top Holdings

NAME	COUNTRY	PORTFOLIO WEIGHT
Industries Qatar	QAT	6.36%
Saudi National Bank	KSA	5.11%
Emaar Properties	UAE	4.89%
Qatar National Bank	QAT	4.44%
Humansoft Holdings	KWT	4.07%

Fund Characteristics

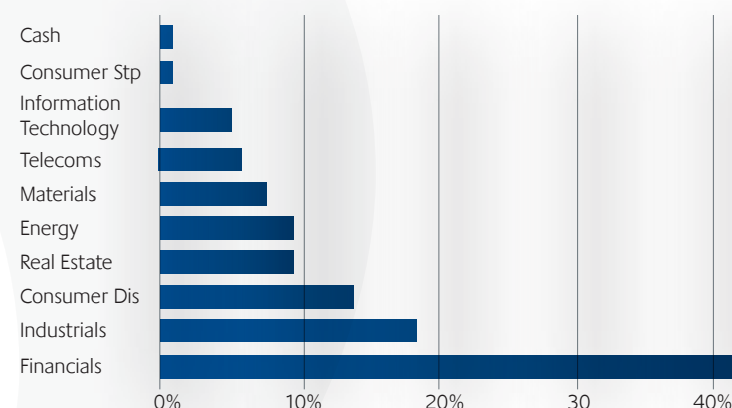
RATIOS	FUND	S&P GCC
Price to Earnings Ratio	22.84	24.14
Price to Book Ratio	2.03	2.12
Dividend Yield (%)	2.73	2.36

Key Features

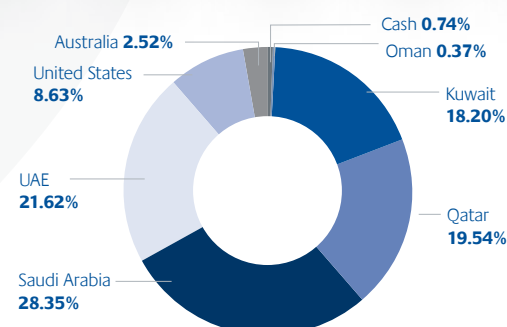
Domiciled in	Sultanate of Oman
Denomination	Rial Omani
Fund Structure	Open-Ended (Weekly NAV)
Objective	Dividend income and Capital Growth
Regulated by	Capital Market Authority, Oman
Managed by	National Bank of Oman SAOG
Administrated by	National Bank of Oman SAOG
Audited by	Crowe Horwath Mak Ghazali LLC
Legal Advisor	Rajab Al Kathiri & Associates
Management Fee	1.10% p.a.
Performance Fee	10% of return above hurdle rate of 10% p.a.
Dividend for 2014	4%
Dividend for 2015	2%
Dividend for 2018	3%
Dividend for 2019	3%
Fund Size	OMR 10,643,631

*Please refer to the Prospectus for detailed terms & Fund features.

Sector Allocation



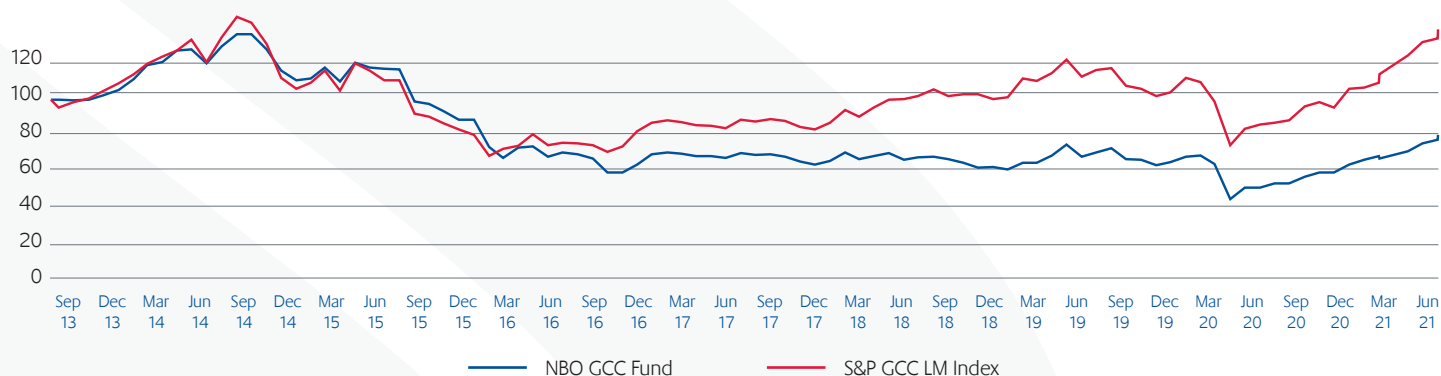
Geographic Allocation



Historical Performance (Adj. for Dividends)

	JAN	FEB	MAR	APR	MAY	JUN	JUL	AUG	SEP	OCT	NOV	DEC	YTD	SINCE INCEPTION
2013	Inception (NAV Starting 14 th Aug 2013)							-0.08%	-0.26%	0.24%	1.71%	2.20%	3.84%	3.84%
2014	4.20%	5.30%	0.91%	4.12%	0.51%	-4.7%	5.90%	4.04%	-0.05%	-4.67%	-7.15%	-3.37%	4.01%	8.00%
2015	0.56%	4.09%	-4.94%	6.88%	-1.72%	-0.35%	-0.21%	-11.54%	-1.09%	-2.90%	-3.52%	0.08%	-14.75%	-7.93%
2016	-11.96%	5.379%	5.28%	0.61%	-5.17%	2.18%	-1.00%	-2.00%	-7.32%	0.01%	4.31%	5.57%	-5.70%	-13.17%
2017	1.17%	-0.77%	-1.29%	0.00%	-0.98%	2.74%	-0.97%	0.36%	-1.43%	-2.50%	-1.59%	1.97%	-3.37%	-16.10%
2018	4.49%	-3.47%	1.80%	1.45%	-3.21%	1.28%	0.19%	-1.34%	-1.84%	-2.51%	0.23%	-1.50%	-4.66%	-20.01%
2019	3.85%	-0.03%	4.10%	5.45%	-5.80%	2.21%	2.19%	-5.62%	-0.19%	-2.80%	1.47%	2.89%	7.19%	-14.25%
2020	0.69%	-4.30%	-19.10%	7.76%	-0.16%	2.56%	0.23%	3.90%	2.38%	0.19%	4.32%	2.70%	-1.56%	-15.38%
2021	2.04%	-1.21%	3.73%	3.99%	1.88%	2.45%							13.42%	-3.97%

Performance Since Inception



Analytics - Since Inception

	NBO GCC Fund	S&P GCC LM Index
Volatility (Ann.)	14.39%	16.18%
Ann. Return	-0.52%	3.25%

Return Comparison

	NBO GCC Fund	S&P GCC LM Index
1 Month	2.45%	3.04%
3 Months	8.48%	8.90%
1 Year	29.80%	41.38%
YTD	13.42%	22.53%
Since Inception	-3.97%	28.31%

A FUND ADMINISTERED AND MANAGED BY



To subscribe, email us at GCCFund@nbo.om

The Fund's registered address is:
P.O.Box 751, Ruwi, P.C.112, Sultanate of Oman

Disclaimer: This document is not an invitation to make an investment in National Bank of Oman GCC Fund. The information and any disclosures provided herein are in summary form and have been prepared for indicative purpose only and are subject to change and is for circulation within Sultanate of Oman. Any use, distribution, modification, copying, forwarding or disclosure by any person is strictly prohibited. The information and any disclosures provided herein do not constitute a solicitation or offer to purchase or sell any security or other financial product or instrument. Mutual funds and securities investments are subject to market risks and there is no assurance or guarantee that the Fund's returns will be achieved.

Please refer to the links <https://www.nbo.om/en/Pages/Corporate-Banking/GCC-Fund/Fund-Prospectus.aspx> and <https://www.nbo.om/en/Pages/Corporate-Banking/GCC-Fund/Forms-For-Download.aspx> for information on subscription and redemption procedures.