

# NBO GCC Fund Fact Sheet

NAV – RO 1.077 | NAV (Adj.\*) – RO 1.197

30<sup>th</sup> April 2022

## Manager Comments

The regional GCC markets continued to outperform the developed markets in April as US stocks closed out their worst month in years. Investors climate largely being impacted by the US GDP decline of 1.4% and US Fed’s aggressive rate hikes and monetary tightening, worsening inflation, COVID lockdowns in China and the continuing war in Ukraine. Brent ended at \$108.36, almost flattish for the month, but remained very volatile during the month.

Most GCC markets ended the month on a positive note except for Oman and Bahrain, which ended with modest losses of 1.1% and 0.8%, respectively. Dubai market led the pack with a 5.5% gain, followed by Saudi with 4.9% rise. Kuwait premier market gained 2.7% and Abu Dhabi ended with gains of 1.3%. Qatar market stood volatile during the month and ended with modest 0.4% gains, after giving away most of its intra month gains. The S&P GCC composite index gained 2.81%

The NBO GCC Fund performance during the month was impacted by USA allocation and change in accounting of NAV, to reflect the impact of performance fees. On a YTD basis, the fund has reported gains of 16.02%.

## Top Holdings

NAME	COUNTRY	PORTFOLIO WEIGHT
Al Rajhi Bank	KSA	9.1%
Industries Qatar	QAT	6.9%
Saudi National Bank	KSA	5.4%
Qatar National Bank	QAT	4.4%
Emmar Prop	UAE	3.8%

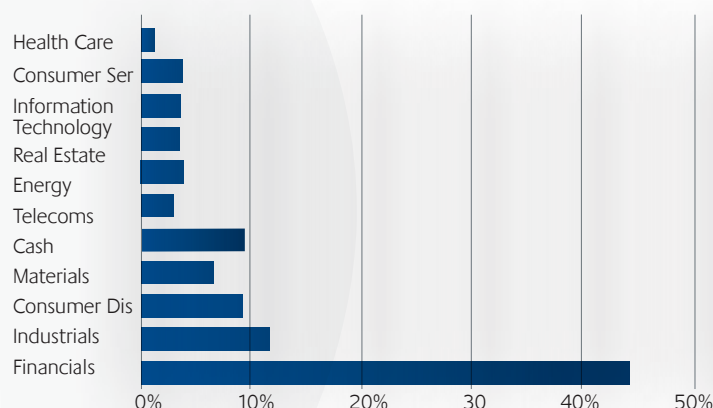
## Fund Characteristics

RATIOS	FUND	S&P GCC
Price to Earnings Ratio	16.29	19.09
Price to Book Ratio	2.39	2.39
Dividend Yield (%)	2.51	2.36

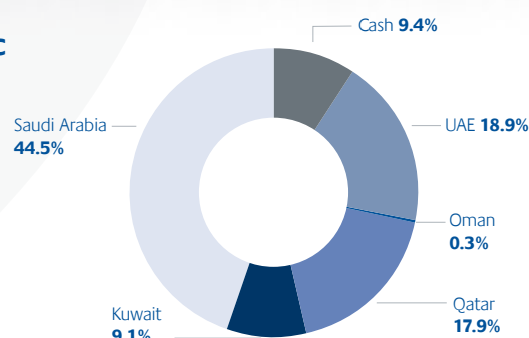
## Key Features

Domiciled in	Sultanate of Oman
Denomination	Rial Omani
Fund Structure	Open-Ended (Weekly NAV)
Objective	Dividend income and Capital Growth
Regulated by	Capital Market Authority, Oman
Managed by	National Bank of Oman SAOG
Administrated by	National Bank of Oman SAOG
Audited by	Moore Stephens LLC (Oman)
Legal Advisor	Rajab Al Kathiri & Associates
Management Fee	1.10% p.a.
Performance Fee	10% of return above hurdle rate of 10% p.a.
Dividend for 2014	4%
Dividend for 2015	2%
Dividend for 2018	3%
Dividend for 2019	3%
Fund Size	OMR 13,792,679

## Sector Allocation



## Geographic Allocation

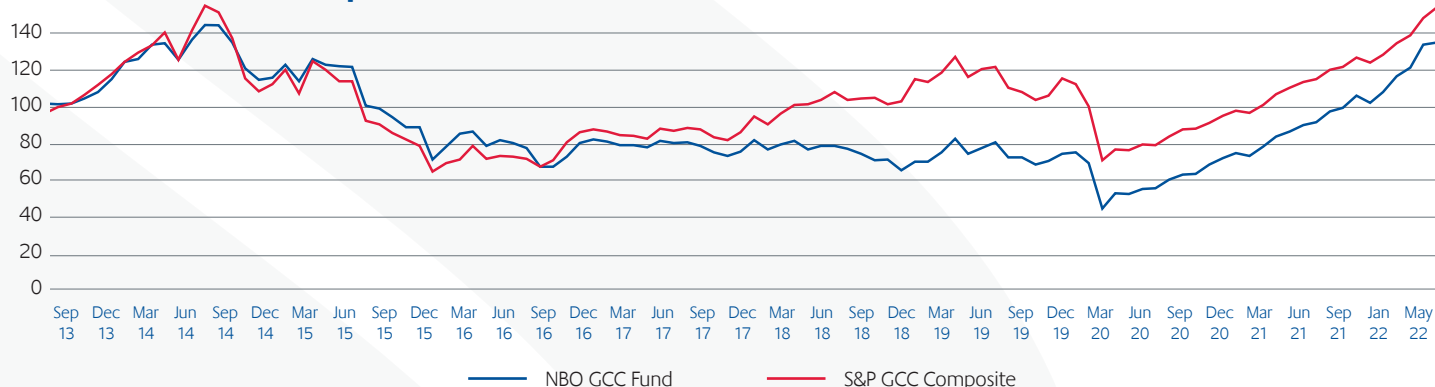


\*Please refer to the Prospectus for detailed terms & Fund features.

## Historical Performance (Adj. for Dividends)

	JAN	FEB	MAR	APR	MAY	JUN	JUL	AUG	SEP	OCT	NOV	DEC	YTD	SINCE INCEPTION
<b>2013</b>	Inception (NAV Starting 14 <sup>th</sup> Aug 2013)							-0.08%	-0.26%	0.24%	1.71%	2.20%	3.84%	3.84%
<b>2014</b>	4.20%	5.30%	0.91%	4.12%	0.51%	-4.7%	5.90%	4.04%	-0.05%	-4.67%	-7.15%	-3.37%	4.01%	8.00%
<b>2015</b>	0.56%	4.09%	-4.94%	6.88%	-1.72%	-0.35%	-0.21%	-11.54%	-1.09%	-2.90%	-3.52%	0.08%	-14.75%	-7.93%
<b>2016</b>	-11.96%	5.379%	5.28%	0.61%	-5.17%	2.18%	-1.00%	-2.00%	-7.32%	0.01%	4.31%	5.57%	-5.70%	-13.17%
<b>2017</b>	1.17%	-0.77%	-1.29%	0.00%	-0.98%	2.74%	-0.97%	0.36%	-1.43%	-2.50%	-1.59%	1.97%	-3.37%	-16.10%
<b>2018</b>	4.49%	-3.47%	1.80%	1.45%	-3.21%	1.28%	0.19%	-1.34%	-1.84%	-2.51%	0.23%	-1.50%	-4.66%	-20.01%
<b>2019</b>	3.85%	-0.03%	4.10%	5.45%	-5.80%	2.21%	2.19%	-5.62%	-0.19%	-2.80%	1.47%	2.89%	7.19%	-14.25%
<b>2020</b>	0.69%	-4.30%	-19.10%	7.76%	-0.16%	2.56%	0.23%	3.90%	2.38%	0.19%	4.32%	2.70%	-1.56%	-15.38%
<b>2021</b>	2.04%	-1.21%	3.73%	3.99%	1.88%	2.45%	1.08%	3.69%	1.43%	4.20%	-2.50%	3.59%	26.70%	7.43%
<b>2022</b>	5.07%	2.85%	6.73%	0.63%									16.02%	19.75%

## Performance Since Inception



## Analytics - Since Inception

	NBO GCC Fund	S&P GCC Index
Volatility (Ann.)	11.5%	12.23%
Ann. Return	2.1%	2.8%

## Return Comparison

	NBO GCC Fund	S&P GCC Composite
1 Month	0.63%	2.81%
3 Months	15.28%	11.25%
1 Year	32.83%	33.83%
YTD	16.02%	19.00%
Since Inception	19.75%	50.48%

A FUND ADMINISTERED AND MANAGED BY



To subscribe, email us at [GCCFund@nbo.om](mailto:GCCFund@nbo.om)

The Fund's registered address is:  
P.O.Box 751, Ruwi, P.C.112, Sultanate of Oman

**Disclaimer:** This document is not an invitation to make an investment in National Bank of Oman GCC Fund. The information and any disclosures provided herein are in summary form and have been prepared for indicative purpose only and are subject to change and is for circulation within Sultanate of Oman. Any use, distribution, modification, copying, forwarding or disclosure by any person is strictly prohibited. The information and any disclosures provided herein do not constitute a solicitation or offer to purchase or sell any security or other financial product or instrument. Mutual funds and securities investments are subject to market risks and there is no assurance or guarantee that the Fund's returns will be achieved.

Please refer to the links <https://www.nbo.om/en/Pages/Corporate-Banking/GCC-Fund/Fund-Prospectus.aspx> and <https://www.nbo.om/en/Pages/Corporate-Banking/GCC-Fund/Forms-For-Download.aspx> for information on subscription and redemption procedures.