

# NBO GCC Fund Fact Sheet

NAV – RO 1.002 | NAV (Adj.\*) – RO 1.122

28<sup>th</sup> February 2022

## Manager Comments

Geo-political tension between Russia and Ukraine increased to a stage of invasion. This was against expectations as the world was just coming out of a mega pandemic which already had economic pressures. The event led the Global markets react negatively especially the US and Europe. However, the resultant rally in oil prices which crossed \$100 mark, brought optimism to the regional markets which showed a healthy rally on expectation of economic benefits as most GCC countries would be posting a surplus.

The S&P GCC composite closed the month 3.2% higher, Abu Dhabi was the best performing market in the region, gaining 7.1%, Dubai followed with 4.7% rise. Kuwait all share index gained 3.9%. Saudi Arabia and Qatar market closed the month with 2.6% and 3.6% gains respectively. On the other hand only, MSX ended in the red in the region, posting a decline of 1.5%. The NBO GCC Fund gained 2.85% during the month adding its YTD gains to 8.02%. The US allocation continued to restrict the performance along with the cash.

## Top Holdings

NAME	COUNTRY	PORTFOLIO WEIGHT
Al Rajhi Bank	KSA	8.8%
Industries Qatar	QAT	7.2%
Saudi National Bank	KSA	4.9%
Qatar National Bank	QAT	4.4%
Emaar Properties	UAE	4.1%

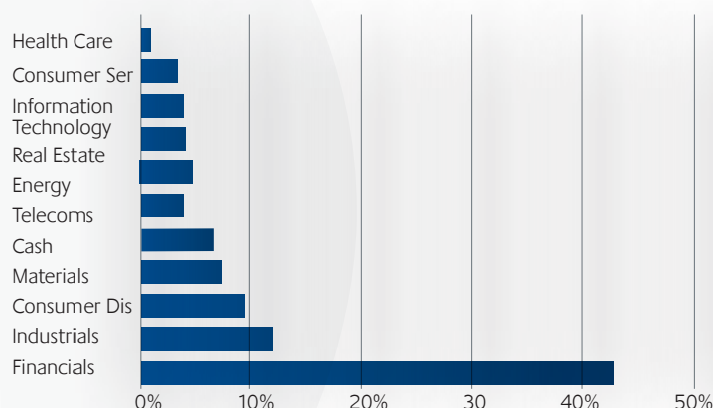
## Fund Characteristics

RATIOS	FUND	S&P GCC
Price to Earnings Ratio	19.69	20.44
Price to Book Ratio	2.45	2.39
Dividend Yield (%)	2.55	2.40

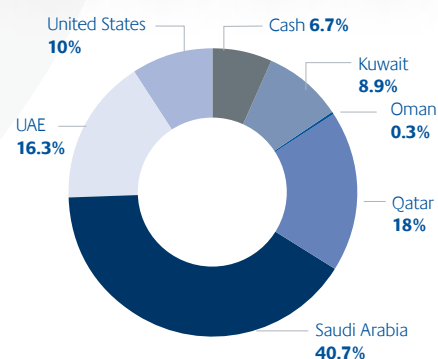
## Key Features

Domiciled in	Sultanate of Oman
Denomination	Rial Omani
Fund Structure	Open-Ended (Weekly NAV)
Objective	Dividend income and Capital Growth
Regulated by	Capital Market Authority, Oman
Managed by	National Bank of Oman SAOG
Administrated by	National Bank of Oman SAOG
Audited by	Moore Stephens LLC (Oman)
Legal Advisor	Rajab Al Kathiri & Associates
Management Fee	1.10% p.a.
Performance Fee	10% of return above hurdle rate of 10% p.a.
Dividend for 2014	4%
Dividend for 2015	2%
Dividend for 2018	3%
Dividend for 2019	3%
Fund Size	OMR 13,091,525

## Sector Allocation



## Geographic Allocation

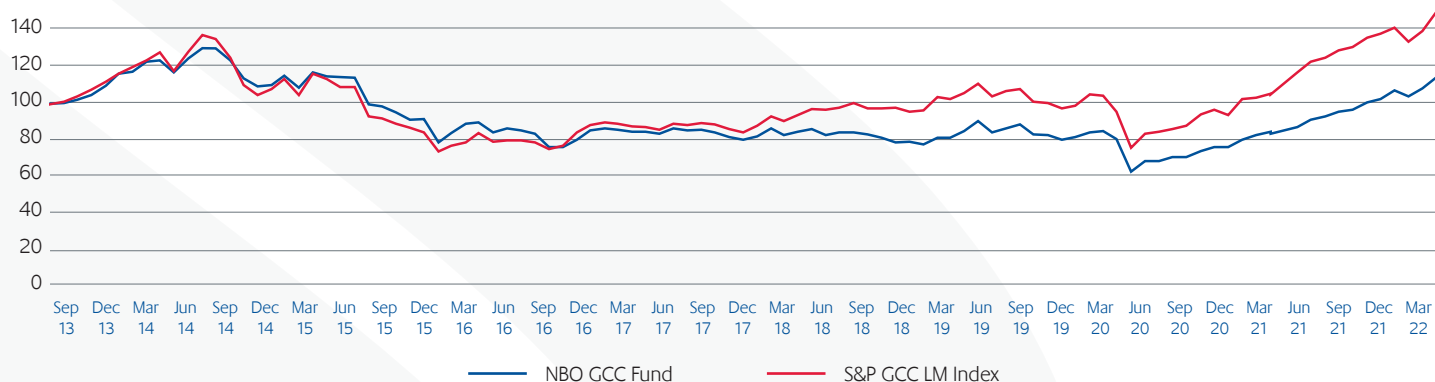


\*Please refer to the Prospectus for detailed terms & Fund features.

## Historical Performance (Adj. for Dividends)

	JAN	FEB	MAR	APR	MAY	JUN	JUL	AUG	SEP	OCT	NOV	DEC	YTD	SINCE INCEPTION
<b>2013</b>	Inception (NAV Starting 14 <sup>th</sup> Aug 2013)							-0.08%	-0.26%	0.24%	1.71%	2.20%	3.84%	3.84%
<b>2014</b>	4.20%	5.30%	0.91%	4.12%	0.51%	-4.7%	5.90%	4.04%	-0.05%	-4.67%	-7.15%	-3.37%	4.01%	8.00%
<b>2015</b>	0.56%	4.09%	-4.94%	6.88%	-1.72%	-0.35%	-0.21%	-11.54%	-1.09%	-2.90%	-3.52%	0.08%	-14.75%	-7.93%
<b>2016</b>	-11.96%	5.379%	5.28%	0.61%	-5.17%	2.18%	-1.00%	-2.00%	-7.32%	0.01%	4.31%	5.57%	-5.70%	-13.17%
<b>2017</b>	1.17%	-0.77%	-1.29%	0.00%	-0.98%	2.74%	-0.97%	0.36%	-1.43%	-2.50%	-1.59%	1.97%	-3.37%	-16.10%
<b>2018</b>	4.49%	-3.47%	1.80%	1.45%	-3.21%	1.28%	0.19%	-1.34%	-1.84%	-2.51%	0.23%	-1.50%	-4.66%	-20.01%
<b>2019</b>	3.85%	-0.03%	4.10%	5.45%	-5.80%	2.21%	2.19%	-5.62%	-0.19%	-2.80%	1.47%	2.89%	7.19%	-14.25%
<b>2020</b>	0.69%	-4.30%	-19.10%	7.76%	-0.16%	2.56%	0.23%	3.90%	2.38%	0.19%	4.32%	2.70%	-1.56%	-15.38%
<b>2021</b>	2.04%	-1.21%	3.73%	3.99%	1.88%	2.45%	1.08%	3.69%	1.43%	4.20%	-2.50%	3.59%	26.70%	7.43%
<b>2022</b>	5.07%	2.85%											8.02%	15.52%

## Performance Since Inception



## Analytics - Since Inception

	NBO GCC Fund	S&P GCC LM Index
Volatility (Ann.)	12.1%	15.4%
Ann. Return	1.2%	2.28%

## Return Comparison

	NBO GCC Fund	S&P GCC LM Index
1 Month	2.85%	3.23%
3 Months	11.94%	14.82%
1 Year	37.22%	38.28%
YTD	8.02%	10.42%
Since Inception	12.14%	22.81%

A FUND ADMINISTERED AND MANAGED BY



To subscribe, email us at [GCCFund@nbo.om](mailto:GCCFund@nbo.om)

The Fund's registered address is:  
P.O.Box 751, Ruwi, P.C.112, Sultanate of Oman

**Disclaimer:** This document is not an invitation to make an investment in National Bank of Oman GCC Fund. The information and any disclosures provided herein are in summary form and have been prepared for indicative purpose only and are subject to change and is for circulation within Sultanate of Oman. Any use, distribution, modification, copying, forwarding or disclosure by any person is strictly prohibited. The information and any disclosures provided herein do not constitute a solicitation or offer to purchase or sell any security or other financial product or instrument. Mutual funds and securities investments are subject to market risks and there is no assurance or guarantee that the Fund's returns will be achieved.

Please refer to the links <https://www.nbo.om/en/Pages/Corporate-Banking/GCC-Fund/Fund-Prospectus.aspx> and <https://www.nbo.om/en/Pages/Corporate-Banking/GCC-Fund/Forms-For-Download.aspx> for information on subscription and redemption procedures.